




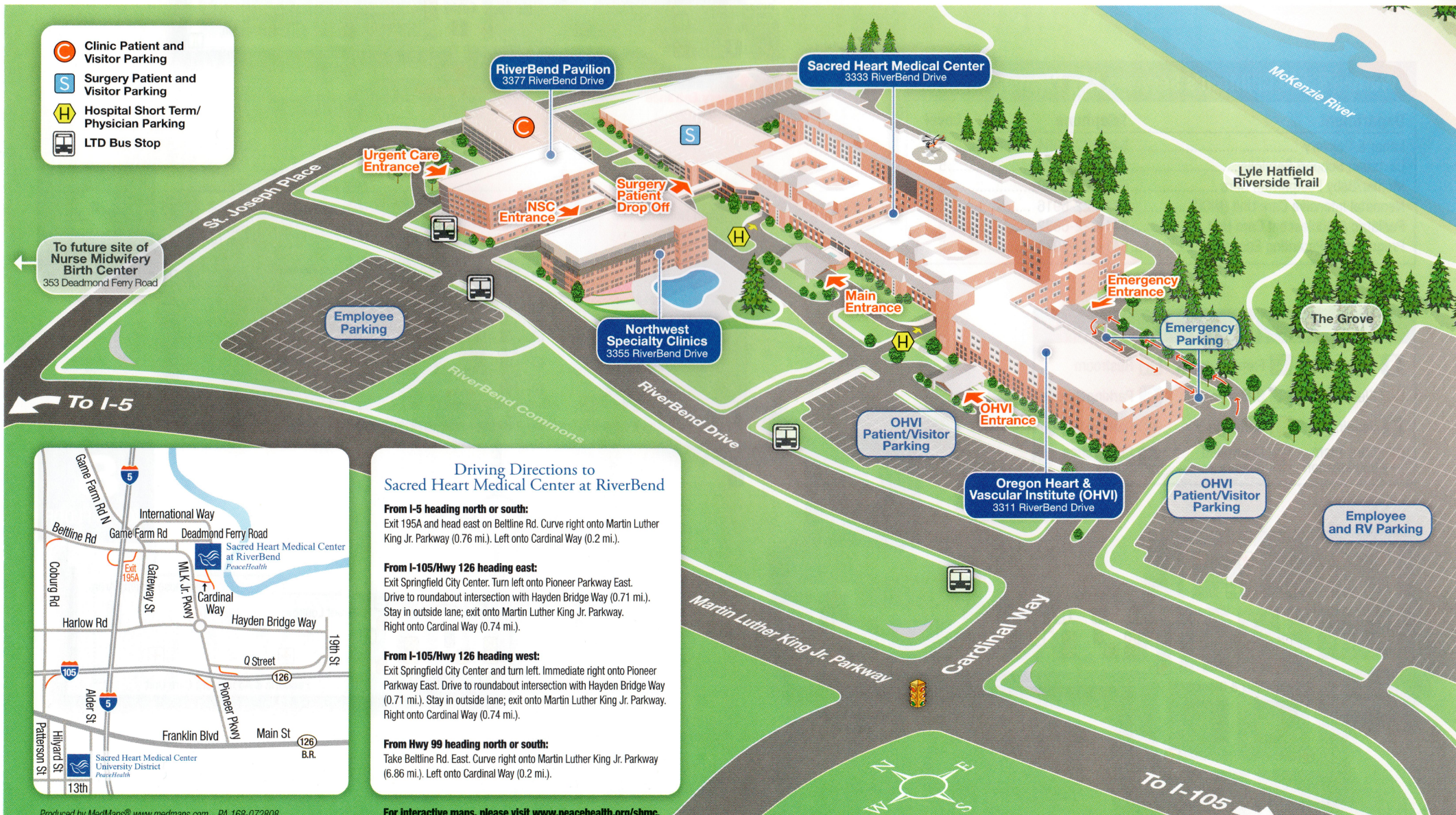
Northwest SPECIALTY CLINICS




Finding Your Way

Northwest Specialty Clinics (NSC) patients and visitors may park in the parking structure  on the north side of RiverBend Pavilion. On 3rd floor of parking structure proceed to NSC building via sky bridge. Patient drop-off is located at the NSC main entrance on the ground floor.

See reverse for a list of specialty clinics.

3355 RiverBend Drive • Springfield, OR 97477



-  Clinic Patient and Visitor Parking
-  Surgery Patient and Visitor Parking
-  Hospital Short Term/Physician Parking
-  LTD Bus Stop

To future site of Nurse Midwifery Birth Center
353 Deadmond Ferry Road

To I-5



Driving Directions to Sacred Heart Medical Center at RiverBend

- From I-5 heading north or south:**
Exit 195A and head east on Belpline Rd. Curve right onto Martin Luther King Jr. Parkway (0.76 mi.). Left onto Cardinal Way (0.2 mi.).
- From I-105/Hwy 126 heading east:**
Exit Springfield City Center. Turn left onto Pioneer Parkway East. Drive to roundabout intersection with Hayden Bridge Way (0.71 mi.). Stay in outside lane; exit onto Martin Luther King Jr. Parkway. Right onto Cardinal Way (0.74 mi.).
- From I-105/Hwy 126 heading west:**
Exit Springfield City Center and turn left. Immediate right onto Pioneer Parkway East. Drive to roundabout intersection with Hayden Bridge Way (0.71 mi.). Stay in outside lane; exit onto Martin Luther King Jr. Parkway. Right onto Cardinal Way (0.74 mi.).
- From Hwy 99 heading north or south:**
Take Belpline Rd. East. Curve right onto Martin Luther King Jr. Parkway (6.86 mi.). Left onto Cardinal Way (0.2 mi.).



Northwest
Specialty
Clinics
Building

Parking Garage C

PeaceHealth
Pavilion

Hospital

Women's Care
RiverBend

Oregon Urology
Institute